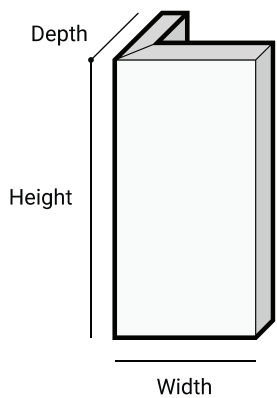


# MANUFACTURED COMPONENTS

## L-SHAPE COMPONENT



L-Shape components are the perfect solution for fillers, scribes, and valances. Our L-Shape components are machined according to your specific project requirements.

Available in all décor collections, Schenk L-Shape components are a great lightweight solution for creating the appearance of a solid panel at a lower price point.

**DIMENSIONS:**

Minimum Width: 3"

Minimum Height: 3"

Minimum Depth: 3"

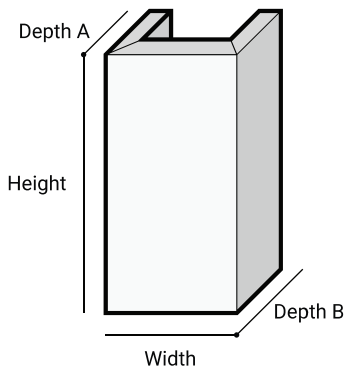
Maximum Width: 24"

Maximum Height: 80"

Maximum Depth: 36"



## U-SHAPE COMPONENT



Durable, lightweight, and meticulously crafted, Schenk U-Shape components are an excellent solution for creating the appearance of a solid panel at a lower cost.

Schenk U-shape components add a striking look to any interior setting and are available in all our décor collections.

**DIMENSIONS:**

Minimum Width: 3"

Minimum Height: 3"

Minimum Depth A: 3"

Minimum Depth B: 3"

Maximum Width: 24"

Maximum Height: 80"

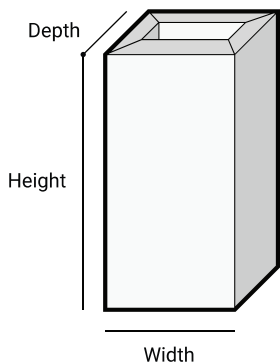
Maximum Depth A: 36"

Maximum Depth B: 80"



# MANUFACTURED COMPONENTS

## COLUMN COMPONENT



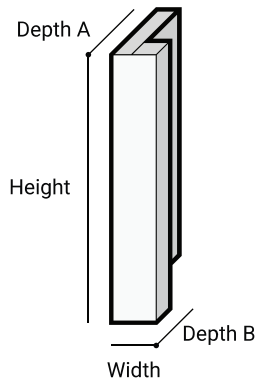
Schenk decorative columns provide you with the ability to create a striking architectural feature, conceal posts & poles, or both. Our columns and legs feature smooth, rounded edges creating a uniquely balanced appearance. And our exclusive leg support enhances the look of any worktop.

**DIMENSIONS:**  
Minimum Width: 3"  
Minimum Height: 3"  
Minimum Depth: 3"

Maximum Width: 25"  
Maximum Height: 80"  
Maximum Depth: 45"



## BUILD-UP COMPONENT



The unique design of a Schenk build-up creates the appearance of a thicker surface producing a high-end look at a lower cost.

Our build-ups are 1.5" or 2" thick and are available in a wide range of décors.

Schenk build-ups are a simple, yet clever way to deliver a visual impact that is sure to elevate the look of any interior design.

**DIMENSIONS:**  
Minimum Width: 1 1/2"  
Minimum Height: 3"  
Minimum Depth A: 3"  
Minimum Depth B: 3"

Maximum Width: 2"  
Maximum Height: 80"  
Maximum Depth A: 36"  
Maximum Depth B: 12'

